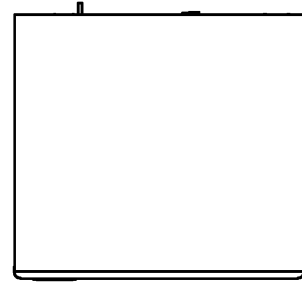


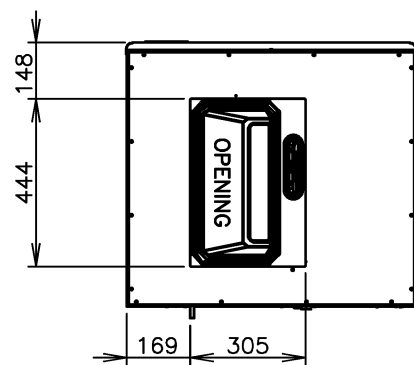
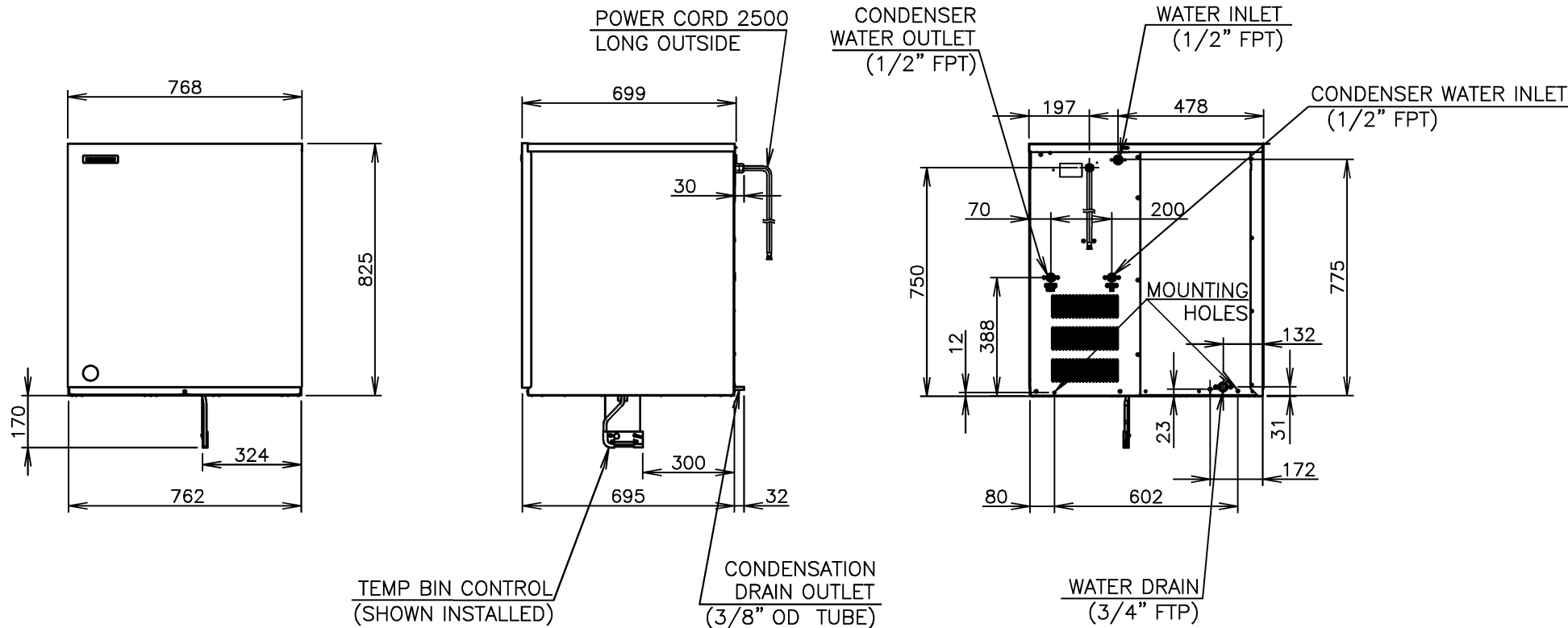
1. Install the product properly in accordance with the instructions on location, water supply/drain connections and electrical connections stated in the instruction and installation manuals provided.
2. The ice production depends on the ambient and water temperatures. Refer to the instruction manual.
3. Product code: F150-C101,F150-D101



COMPRESSOR PROTECTION	Auto-reset Overload Protector (Internal)
REFRIGERANT CIRCUIT PROTECTION	Auto-reset High Pressure Control Switch
LOW WATER PROTECTION	Float Switch
ICE MAKER PROTECTION	Interlock by Controller Board
WEIGHT	Net weight 107kg/Gross weight 127kg
PACKAGE	855mm (W) x 843mm (D) x 1000mm (H)
ACCESSORIES	Instruction Manual, Universal Brace(2) Bolt(2),thumbscrew(2)
OPERATION CONDITION	Ambient Temp. : 7-38°C, Water Supply Temp. : 7-32°C Water Supply Pressure: 0.07-0.78MPa (0.7-7.8bar) Voltage Range: 198-254V Ensure Water Flow: 4L/min

\*We reserve the right to make changes in specifications and design without prior notice.

ITEM	Hoshizaki Crescent Ice Maker
MODEL	KM-470AWJ,KM-470AWJ-S
AC SUPPLY VOLTAGE	1 Phase 220-240V 50Hz
AMPERAGE	9.2A (AT. 32°C, WT. 21°C)
STARTING AMPERAGE	58A
ELECTRICAL CONSUMPTION	1,523W (AT. 32°C, WT. 21°C)
POWER FACTOR	72%
POWER SUPPLY CAPACITY	3.64kVA (15.8A)
ICE PRODUCTION PER 24H	Approx. 495kg/d (AT. 10°C, WT. 10°C) Approx. 480kg/d (AT. 21°C, WT. 15°C) Approx. 460kg/d (AT. 32°C, WT. 21°C)
WATER CONSUMPTION PER 24H	Approx. 1.49m³/d (AT. 10°C, WT. 10°C) Approx. 0.90m³/d (AT. 21°C, WT. 15°C) Approx. 0.80m³/d (AT. 32°C, WT. 21°C)
CONDENSER WATER CONSUMPTION PER 24H	Approx. 1.91m³/d (AT. 10°C, WT. 10°C) Approx. 2.35m³/d (AT. 21°C, WT. 15°C) Approx. 3.27m³/d (AT. 32°C, WT. 21°C)
SHAPE OF ICE	Crescent Cube
FREEZE CYCLE TIME	Approx. 23Min (AT. 21°C, WT. 15°C)
ICE PRODUCTION PER CYCLE	Approx. 9.2kg/960pcs (AT. 21°C, WT. 15°C)
OUTSIDE DIMENSIONS	762mm (W) x 695mm (D) x 825mm (H)
EXTERIOR	Stainless Steel, Galvanized Steel (Rear)
INSULATION	Polyurethane Foam
INSULATION FOAM BLOWING AGENT	Cyclopentane
CONNECTIONS-ELECTRIC	PERMANENT CONNECTION(CONDUIT)
CONNECTIONS-WATER SUPPLY	Inlet 1/2"FPT Cond.Inlet 1/2"FPT (connected at rear side)
CONNECTIONS-DRAIN	Outlet 3/4"FPT Cond.Outlet 1/2"FPT (connected at rear side)
CONNECTIONS-CONDENSATE DRAIN	3/8" OD TUBE
ICE MAKING SYSTEM	Vertical Evaporator with water flow on both sides
HARVESTING SYSTEM	Water Supply Harvest Cycle and Hot Gas Defrost
COMPRESSOR	Hermetic
CONDENSER	Water-cooled, Tube in tube type
EVAPORATOR	Vertical type, Stainless Steel and Copper
REFRIGERANT CONTROL	Thermostatic Expansion Valve
REFRIGERANT CHARGE	R404A/800g
ICE MAKING CONTROL SYSTEM	Float Switch
HARVESTING CONTROL SYSTEM	Hot Gas and Water, Thermistor and Timer
ICE MAKING WATER CONTROL SYSTEM	Timer Controlled, Overflow Pipe
BIN CONTROL SYSTEM	Thermostat
ELECTRICAL PROTECTION	Class I Appliance, 10A Fuse
P. C. BOARD CIRCUIT PROTECTION	High Voltage Cut-out (Internal)



# HOSHIZAKI CRESCENT ICE MAKER KM-470AWJ,-S (MODULAR TYPE)

APPROVED YAMAGUCHI	CHECKED YAMAGUCHI	DESIGNED QIAN	DRAWN QIAN	SCALE 1/20	TRIGONOMETRY
KUROYANAGI	QIAN	DATE 2022.03.09	DATE 2021.01.27	DRAWING NO. D29873	SYMBOL 4
APPROVED	DESIGNED	SYMBOL	DATE		