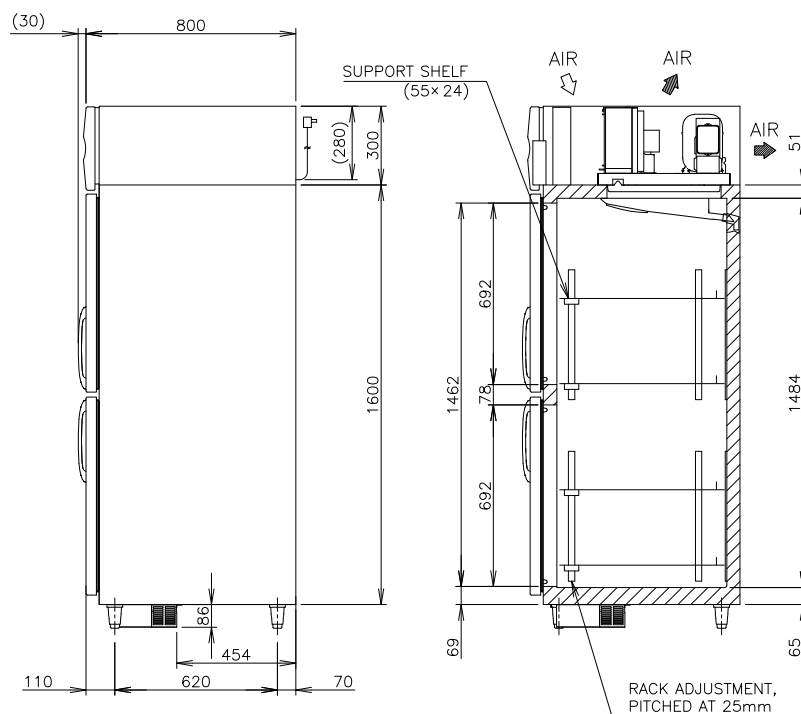
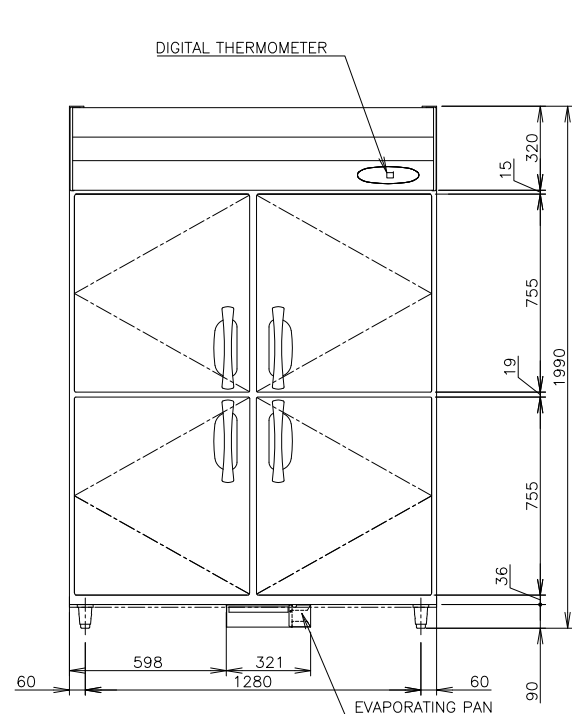
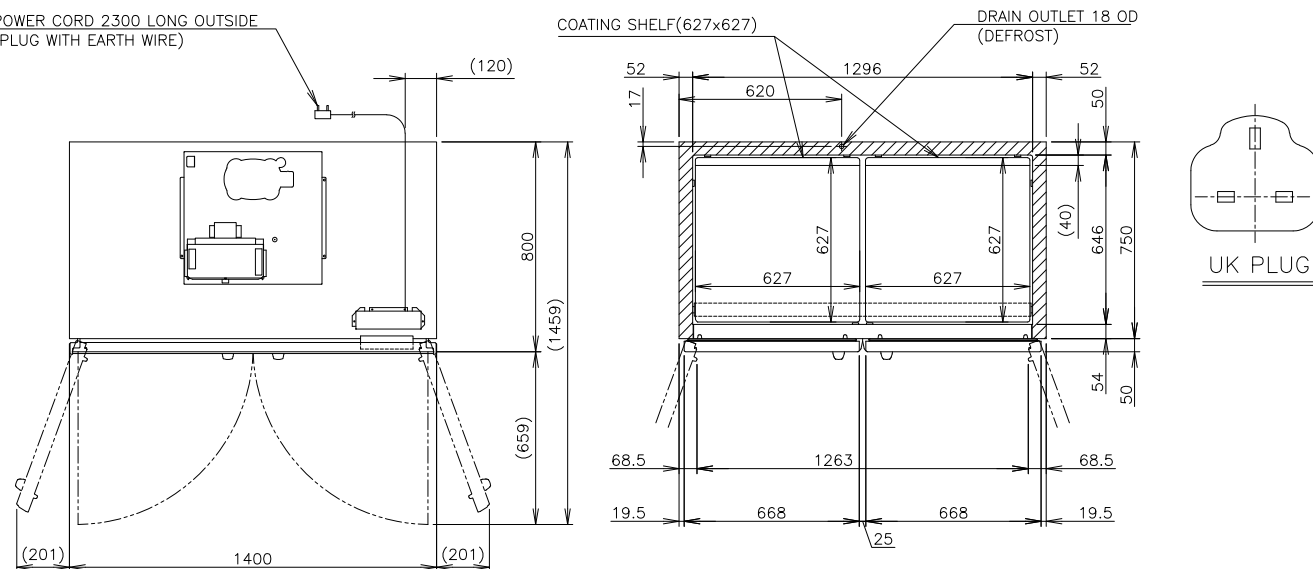


POWER CORD 2300 LONG OUTSIDE
(PLUG WITH EARTH WIRE)



ITEM	Hoshizaki Reach-in Refrigerator
MODEL	HRE-147B-SHD-ML
POWER SUPPLY	1 Phase 230V 50Hz Capacity: 0.99kVA (4.5A)
AMPERAGE	Rated: 4.06A
ELECTRIC CONSUMPTION	Heater: 422W Defrost: 250W
HEAT REJECTION	*W
POWER CORD	2.3m (Plug with Earth Wire)
EFFECTIVE CAPACITY	1311L
OUTSIDE DIMENSIONS	1400mm(W)×800mm(D)×1990(−2020)mm(H)
INSIDE DIMENSIONS	1296mm(W)×646mm(D)×1484mm(H)
EXTERIOR	Stainless Steel, Galvanized Steel(Rear, Bottom)
INTERIOR	Stainless Steel, ABS Plastic(Door)
INSULATION	Polyurethane Foam
INSULATION FOAM BLOWING AGENT	Cyclopentane
REFRIGERATION SYSTEM	Forced Air Circulation
DEFROST SYSTEM	Heater
COMPRESSOR	Hermetic 385W(Motor Size)
CONDENSER	Fin and Tube type, Air-cooled
EVAPORATOR	Fin and Tube type
REFRIGERANT	R404A/250g
TEMPERATURE CONTROL	Microprocessor (Digital Temp. Indication) Adjustable from −6 to 12° C
DEFROST CONTROL	Microprocessor
ELECTRIC CIRCUIT PROTECTION	Earth Wire, Circuit Breaker
REFRIGERANT CIRCUIT PROTECTION	Motor Protector (Auto-reset)
LEG	Plastic Adjustable from 90 to 120mm
SHELF	8 pcs. , Support Shelf 4pcs.
WEIGHT	171kg (Gross 206kg)
PACKAGE	Carton (Wooden Pallet) 1460mm(W)×900mm(D)×2075mm(H)
ACCESSORIES	Drain Hose x 1 , Drain Pan x 1
OPERATING CONDITIONS	Ambient Temperature: 5 ~ 38°C Voltage Range: Rated Voltage ±6%

*We reserve the right to make changes in specifications and design without prior notice.

1. Install the product properly in accordance with the instructions on location, water supply/drain connections and electrical connections stated in the instruction and installation manuals provided.
Allow 10mm extra space at the installation site to meet any installation requirements (additional spacing is also required for proper air flow and pipe connections).
2. The heat rejection is based on the reached pulldown temperature at ambient temperature of 38°C.
3. Product Code: R321-D730